



Your passport to adventure

Country(ies): Israel , Jordan

Tour type: Small Group

Transport: A/C minibus/coach

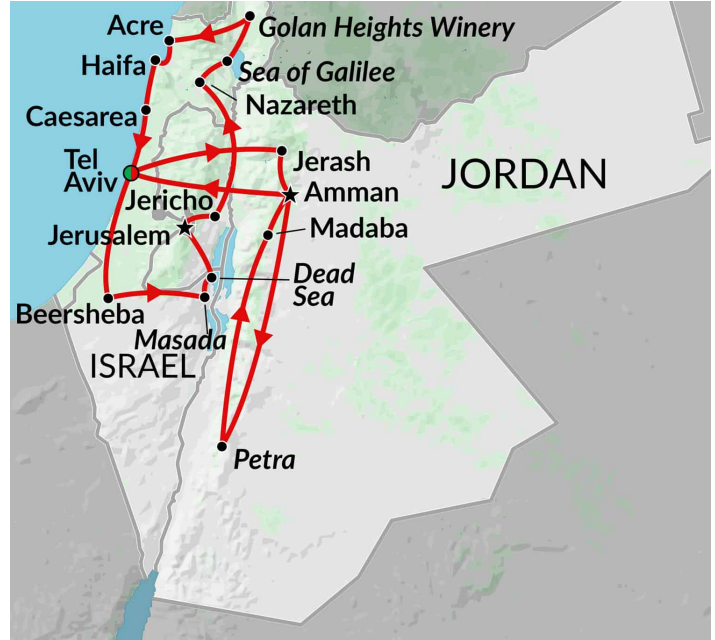
Group size: Min: 2 | Max: 45

Days: 11 days

Start Location: Tel Aviv, Israel

End Location: Tel Aviv, Israel

Meals: Breakfasts - 10, Lunches - 0, Dinners - 0



Highlights:

Tel Aviv, Masada fortress, Dead Sea, old & new Jerusalem, Bethlehem, Jericho, Sea of Galilee, Tiberias, Golan Heights, Nazareth, Acre, Caesarea, Haifa, Jerash Roman ruins, Petra tour, Madaba mosaics, Mount Nebo views

Day 1: Upon arrival in Tel Aviv, you will be transferred to your hotel

Upon arrival at Tel Aviv's Ben Gurion Airport, you'll be greeted after completing immigration and customs procedures and escorted to your hotel. The remainder of the day is yours to freely explore Tel Aviv at your own pace.

OVERNIGHT:

Tel Aviv Hotel

MEALS:

EXTRAS:

Day 2: Journey to the Ancient Fortress of Masada and the Lowest Point on Earth (Dead sea)

Embark on a captivating journey south from Tel Aviv this morning with your guide and fellow explorers. Traverse the desert landscape, passing through Ashkelon, Ashdod, and Beersheba, before reaching the majestic Masada, a historical treasure and Israel's premier national park.

Ascend Masada by cable car and delve into the wonders of this ancient stronghold. Uncover the captivating stories and traditions of the people who once inhabited this remarkable site, including the Jewish Zealots who made their final stand against the Romans. Explore the archaeological remains, synagogue, bathhouse, and Herod's palaces, all while being mesmerized by the panoramic views of the surrounding desert and the Dead Sea.

Next, descend to the lowest point on earth, the Dead Sea, and experience the sensation of weightlessly floating in its buoyant waters. Perhaps treat yourself to a rejuvenating mud bath. Afterwards, journey north along the Dead Sea, passing the tranquil Ein Gedi oasis and the stark Judean Desert, before arriving in Jerusalem.

OVERNIGHT:

Jerusalem hotel

MEALS:

Breakfast

EXTRAS:

Day 3: Today's itinerary features visits to the Israel Museum, Yad Vashem, Ein Karem, and Bethlehem

Our exploration of Jerusalem begins at the Israel Museum's Shrine of the Book, where the renowned Dead Sea Scrolls are housed. We'll then delve into history with a captivating model of Jerusalem during the Second Temple era.

Next, we'll pay our respects at Yad Vashem, Israel's poignant Holocaust memorial, a profoundly moving tribute to the victims.

Venturing beyond Jerusalem, we'll journey to the charming village of Ein Karem, traditionally believed to be the birthplace of John the Baptist. Continuing on, we'll reach Bethlehem, the birthplace of Jesus, where we'll visit the revered Church of the Nativity and the historic Manger Square. Finally, we'll make our way back to Jerusalem.

OVERNIGHT:

Jerusalem Hotel

MEALS:

Breakfast

EXTRAS:

Day 4: Journey Through Jerusalem's Ancient City

Embark on a captivating exploration of Jerusalem's Old City, where we'll encounter some of the world's most revered religious landmarks. Our journey begins at the Western Wall and Temple Mount, the historic site of the Second Temple. We'll then trace the path of the Via Dolorosa, the Way of the Cross, leading us to Calvary and the Church of the Holy Sepulchre.

Venturing beyond the Old City walls, we'll visit Mount Zion, home to the traditional tomb of King David and the Room of the Last Supper. Our journey continues to the Mount of Olives, where Jesus is believed to have delivered the Lord's Prayer, and where breathtaking panoramic views of Jerusalem await. We'll also find solace in the serene Garden of Gethsemane.

Finally, immerse yourself in the lively ambiance of Mahane Yehuda, Jerusalem's largest open market. Here, a vibrant tapestry of colorful stalls and a diverse array of goods awaits.

OVERNIGHT:

Jerusalem Hotel

MEALS:

Breakfast

EXTRAS:

Day 5: Unforgettable Journey: Beit Shean, Golan Heights Wine Tasting, and Tiberias

Embark on a northward journey from Jerusalem, passing by Jericho, a city with a history stretching back to the dawn of civilization. Our route takes us through the Jordan Valley to the impressive ruins of Beit Shean, a once-thriving Roman city.

Next, we ascend to the Golan Heights, where we'll immerse ourselves in Israel's unique wine culture. A tour and tasting at a local winery will provide insights into the region's viticulture. As we traverse the Golan Heights, we'll encounter Druze villages, remnants of Syrian fortifications, and breathtaking vistas of Mount Hermon and the Syrian landscape.

Our final destination is Tiberias, a city steeped in history on the shores of the Sea of Galilee. Reached via the Hula Valley, Tiberias holds profound significance as a Jewish pilgrimage site and one of Judaism's four holy cities. It is also where the Talmud was compiled.

OVERNIGHT:

Tiberias Hotel

MEALS:

Breakfast

EXTRAS:

Day 6: Journey Through the Holy Land: Capernaum, Mount of Beatitudes, and Nazareth

Embark on a spiritual journey this morning to the Sea of Galilee, a place of profound significance in Jesus' life. We'll explore Capernaum, the central hub of his ministry, and witness the remnants of the ancient synagogue. Our pilgrimage continues to the Mount of Beatitudes, where Jesus delivered his renowned Sermon on the Mount, and Tabgha, where the miracle of the feeding of the 5,000 unfolded.

Upon our return to Tiberias, you'll have the option to embark on a boat trip across the Sea of Galilee (depending on weather conditions and for an additional fee).

Later, we venture to Nazareth, where we'll visit the Church of the Annunciation and other significant Christian landmarks before heading back to Tiberias.

OVERNIGHT:

Tiberias Hotel

MEALS:

Breakfast

EXTRAS:

Day 7: Embark on a seaside adventure today, with stops in Acre, Haifa, Caesarea, and Jaffa

This morning, we leave Tiberias and head west, winding through the scenic hills of Galilee towards the Mediterranean Sea. Our first destination is the captivating port city of Acre (Akko), renowned for its remarkable Crusader-era fortifications.

We then proceed to Haifa, where we'll ascend Mount Carmel to enjoy breathtaking panoramic views. Behold the splendor of the Baha'i Shrine, the expansive Haifa Bay, and the serene beauty of the Persian Garden.

Our coastal adventure continues to Caesarea, a site once hailed as the "masterpiece of Herod the Great." Here, we'll delve into history as we explore the ancient Roman Theatre and the imposing Crusader fortress.

Finally, our day concludes with a brief exploration of Jaffa, one of the world's oldest port cities, and a glimpse into the vibrant city of Tel Aviv.

OVERNIGHT:

Tel Aviv Hotel

MEALS:

Breakfast

EXTRAS:

Day 8: Journey to Jordan: Exploring the Ancient City of Jerash

Today, we'll embark on a journey eastward from Jerusalem, crossing the border into Jordan at the Sheikh Hussein crossing. After completing the necessary immigration procedures, we'll be greeted by our Jordanian guide and begin our exploration of this fascinating country.

Our first stop will be Jerash, one of the most remarkably preserved Greco-Roman cities in the entire Middle East. Here, we'll wander through its colonnaded streets, marvel at Hadrian's Arch, and explore the ancient baths, amphitheatre, and the Temple of Artemis.

To conclude our day, we'll enjoy a panoramic tour of Amman, Jordan's vibrant capital city.

OVERNIGHT:

Amman Hotel

MEALS:

Breakfast

EXTRAS:

Day 9: Discovering the Wonders of Petra

Embark on a captivating journey south along Jordan's Desert Highway, after an early breakfast, to the ancient city of Petra. Upon reaching this hidden wonder, choose your mode of transport to traverse the Siq, a narrow gorge leading to the city: horseback, electric buggy, or a leisurely walk.

Discover Petra, the once flourishing Nabataean capital, renowned for its rose-red hues. Our expert guide will unveil its iconic monuments, including the Treasury (El Khazneh), a royal tomb, the expansive field of tombs, towering obelisks, and an ancient theatre. After the tour, enjoy the freedom to explore at your own pace before returning to Wadi Musa village for an overnight stay.

OVERNIGHT:

Petra Hotel

MEALS:

Breakfast

EXTRAS:

Day 10: Today: Madaba, Mount Nebo, and return to Tel Aviv

Following breakfast, our journey takes us north to Madaba. Here, we'll explore the remnants of a Byzantine church, home to the remarkable mosaic map of the Holy Land. This ancient map holds the distinction of being the oldest surviving depiction of Jerusalem and its surrounding areas.

Our next stop will be atop Mount Nebo, where Moses is believed to have first gazed upon the Promised Land. Take in the awe-inspiring panoramic views of the Dead Sea, Jordan Valley, and Jericho (weather permitting).

Finally, we'll descend into the Jordan Valley, crossing back into Israel, and concluding our journey in Tel Aviv for our last night.

OVERNIGHT:

Tel Aviv Hotel

MEALS:

Breakfast

EXTRAS:

Day 11: Enjoy your remaining free time exploring Tel Aviv before heading to the airport for your departure

Spend a leisurely morning in Tel Aviv before your transfer to the airport for your return flight home. For those wishing to linger longer, optional extra nights in Jerusalem or Tel Aviv can be arranged.

Important Notes:

- Please be aware that the order of the tour, border crossings, accommodations, and sites visited may be adjusted due to unforeseen circumstances or at the tour guide's discretion.

OVERNIGHT:

N/A

MEALS:

Breakfast

EXTRAS:

Included:

- Accommodation as outlined in your travel plan
- Comprehensive transportation and transfer services
- 24/7 airport pick-up and drop-off

- An English-speaking guide will accompany you throughout your journey
- Entry fees to all attractions
- Meals as detailed in the itinerary

Excluded:

- International airfare (available upon request)
- Visa application fees
- Border crossing fees and taxes (approximately \$107 per person, payable at the border)
- Mandatory travel insurance
- Meals that are not part of the itinerary
- Beverages, snacks, gratuities, and other personal expenditures (such as laundry)
- Tips for tour guides and drivers
- Any other costs not explicitly mentioned above

Options

Our tours are designed to include all that you need to enjoy a really special time in the destination you're visiting. However, we do also offer some extra options to complement the tour and add some additional sightseeing or activities, or some extra time at either end of the tour.

Extra night in Tel Aviv - pre-tour



From \$110.00

Min numbers:

*Based on person/s

This option allows you to begin your tour a day early with an extra night in Tel Aviv, staying at the same hotel as your main tour (subject to availability at the time of booking). Your airport arrival transfer is included. Prices are per person, based on two people sharing a twin/double room on a bed and breakfast basis.

Please note: Single room and peak season supplements apply.

Extra night in Jerusalem - post-tour



From \$100.00


Min numbers:

*Based on person/s

This option allows you to extend your tour by one day with an extra night in Jerusalem, staying at the same hotel as your main tour (subject to availability at the time of booking). Your airport departure transfer is included. Prices are per person, based on two people sharing a twin/double room on a bed and breakfast basis.

Please note: Single room and peak season supplements apply.

Single room supplement (ISSHIE)



From \$1155.00

Min numbers:


*Based on person/s

This tour is based on twin-share accommodation, where solo travellers are paired with another same-sex member of the group. Should the final group composition preclude a room share, you will not be required to pay the single supplement. However, if you wish to guarantee a single room for the duration of the tour, please add this option to your booking.

Please note: Single supplement prices are subject to seasonal variations.

-

Comfort hotel upgrade (ISSGBO)



From \$475.00

Min numbers:

*Based on person/s

The standard tour price is based on comfortable mid-range hotels, typically at the local 3 and 4-star level (comparable to 3-star international standards). This option upgrades your accommodation to our popular 'Comfort'

level, featuring superior 4-star hotels in Tel Aviv and Jerusalem, while retaining the same Kibbutz Hotel in the Galilee. In Jordan, this upgrade also includes 4-star hotels.


While the hotels listed below are usually used, please note that these may be substituted with similar alternatives on certain dates, subject to availability at the time of booking.

- **Tel Aviv:** Metropolitan or Grand Beach Hotel
- **Jerusalem:** Grand Court or Leonardo Hotel
- **Galilee:** (Same Kibbutz Hotel as standard tour)
- **Amman:** Grand Palace Hotel
- **Petra:** Nabatean Castle Hotel

Solo travellers will need to add the single room supplement for the main tour, as well as an additional supplement to cover the extra cost of a single room in the upgraded hotels. Please consult the tour reservation form for prices or contact us for further details.

-

Superior hotel upgrade (ISSGBO)



From \$1115.00

Min numbers:

*Based on person/s


The standard tour price is based on comfortable mid-range hotels, typically at the local 3 and 4-star level (comparable to 3-star international standards). This option upgrades your accommodation to our 'Superior' level, featuring 5-star hotels in Tel Aviv, Jerusalem, Amman, and Petra, along with a superior room at the Kibbutz Hotel in the Galilee.

While the hotels listed below are usually used, please note that these may be substituted with similar alternatives on certain dates, subject to availability at the time of booking.

- **Tel Aviv:** Crowne Plaza/Dan Panorama Hotel
- **Jerusalem:** Crowne Plaza Deluxe/Dan Panorama Hotel
- **Galilee:** Superior Room in Kibbutz Hotel
- **Amman:** Regency Palace Hotel
- **Petra:** Old Village Resort

Solo travellers will need to add the single room supplement for the main tour, as well as an additional supplement to cover the extra cost of a single room in the upgraded hotels. Please consult the tour reservation form for prices or contact us for further details.

Deluxe hotel upgrade (ISSGBO)



From \$1985.00

Min numbers:

*Based on person/s

The standard tour price is based on comfortable mid-range hotels, typically at the local 3 and 4-star level (comparable to 3-star international standards). This option elevates your experience with a 'Deluxe' upgrade, featuring some of the finest 5-star hotels in Tel Aviv, Jerusalem, Amman, and Petra, along with a superior room at the Kibbutz Hotel in the Galilee.

While we typically use the hotels listed below, please note that these may be substituted with similar alternatives on certain dates, subject to availability at the time of booking.

- **Tel Aviv:** Carlton or Sheraton Hotel
- **Jerusalem:** David Citadel or Mamilla Hotel
- **Galilee:** Superior Room in Kibbutz Hotel
- **Amman:** Kempinski Hotel
- **Petra:** Marriott Hotel

Solo travellers will need to add the single room supplement for the main tour, as well as an additional supplement to cover the extra cost of a single room in these upgraded hotels. Please consult the tour reservation form for prices or contact us for further details.

Please note: This Deluxe hotel level is not available during peak season dates (Passover, after Yom Kippur, and over Christmas).

-

Camel Ride in Wadi Rum



From \$35.00

Min numbers:

*Based on person/s

This option adds on a fun sunset or sunrise camel ride through the Wadi Rum desert.

-

1. Accommodation

This tour uses comfortable, well-regarded hotels, typically with a 3-4 star rating in Israel and Jordan.

Want an extra touch of luxury? Upgrades are available! Contact us for pricing and availability on your preferred travel dates. We frequently use the hotels listed below for upgrades, but sometimes substitute similar options:

Comfort (4-star):

- **Tel Aviv:** Metropolitan / Grand Beach
- **Jerusalem:** Grand Court / Ramada
- *Tiberias:** Lake House / Royal Plaza
- **Amman:** Grand Palace
- **Petra:** Petra Moon / Petra Canyon

Superior (4/5-star):

- **Tel Aviv:** Dan Panorama / Crowne Plaza Beach
- **Jerusalem:** Dan Panorama / King Solomon
- *Tiberias:** Caesar / Gai Beach
- **Amman:** Regency Palace
- **Petra:** Old Village Resort

Deluxe (5-star):

- **Tel Aviv:** Carlton
- **Jerusalem:** David Citadel / Mamilla
- *Tiberias:** U-Boutique / Magdala
- **Amman:** Movenpick Amman
- **Petra:** Movenpick Resort Petra (on request)
- *Note: On some departures, the tour may overnight in Nazareth or Haifa instead of Tiberias.*

Since we offer different hotel categories, there might be multiple hotel pickups and drop-offs each day. But don't worry, we carefully plan these to keep any extra travel time to a minimum.

All rooms are twin or double with private bathrooms (en-suite) and air conditioning. Couples will always have a private double room.

Traveling solo? Check out the "Single Room Supplement" option for details about room sharing possibilities and single supplement charges.

2. Transfers

This tour includes airport transfers between Ben Gurion Airport (Tel Aviv) and your hotel. We'll pick you up on Day 1 and return you to the airport on Day 11. If you plan to arrive before the tour starts or depart after it ends, we can arrange extra nights and airport transfers for an additional cost. Just let us know your preferred dates!

When crossing from Israel into Jordan, regulations require a change of vehicles. Our team will escort you to the border on the Israeli side, where you'll take a shuttle bus to the Jordanian side. There, our Jordanian team will be waiting to welcome you with a new guide and driver. Please budget approximately \$107.00 for border crossing fees, payable in cash at the border. These fees are not included in the tour price. Our experienced team on both sides of the border will assist you throughout this process, ensuring a smooth transition.

3. Border Crossings

This tour involves crossing the border between Israel and Jordan twice. Border control procedures can be time-consuming, and waits may exceed one hour. Our on-the-ground team works closely with border officials to make this process as efficient as possible. To further expedite the process, we recommend packing lightly, as Israeli security protocols involve thorough luggage checks.

Crossing from Israel to Jordan at the Beit Shean/Sheikh Hussein Crossing

Our border assistant will guide you through the process when you arrive at the terminal.

- **Pay the exit tax:** Proceed to the exit tax kiosk inside the terminal. The fee is 100 ILS plus a 5 ILS surcharge, payable in USD, EUR, or ILS.
- **Proceed to immigration:** Present your passport and exit tax receipt at the immigration counter.
- **Wait for the shuttle:** After clearing immigration, pass through duty-free and wait in the designated area outside for the shuttle bus to the Jordan terminal. Please note that our staff cannot accompany you through this process, so follow the instructions provided by the border assistant and officials.
- **Pay the shuttle fee:** The shuttle fee is JOD 1.6 (approximately \$2.3 US or 10 NIS), payable upon arrival at the Jordan terminal.
- **Complete Jordanian immigration:** Proceed to Jordanian immigration to obtain your visa and enter the country. Your guide or assistant will meet you on the Jordanian side to assist with any necessary taxes or visa fees.

Important Note: To avoid delays and potential disruptions to the tour itinerary, please do not bring any Jewish religious items or souvenirs into Jordan, as these are prohibited and will be confiscated by Jordanian authorities.

Returning to Israel from Jordan

Our team will assist you on both sides of the border, escorting you to the border crossing and providing guidance throughout the process.

4. Group Size/Tour Leaders/Guides

This tour typically has 10 to 18 participants, with a maximum of 45, ensuring a small-group experience. We collaborate with other reputable operators to offer this journey at a competitive price in a high-cost destination.

We believe in providing authentic experiences by employing local Israeli and Jordanian guides. A specialized guide may be used for sites within the Occupied Palestinian Territory.

When entering Jordan, your Israeli guide will assist you at the border crossing. You'll be greeted by a Jordanian guide on the other side. The same process applies when returning to Israel. Please refer to our "Border Crossings" note for information on associated fees.

5. Transport

Our tours combine various transport options to ensure you fully immerse yourself in the country you're exploring. At the same time, we aim for you to arrive at each destination feeling rested and ready for the next part of your journey. In Israel, the short distances between locations allow us to use private vehicles for the entire tour.

6. International Flights

We aim to provide you with as much flexibility as possible when it comes to booking your holiday with us. In order to accommodate various travel plans, we do not include international flights in the main tour price. However, we are more than happy to recommend flights that suit your tour. Simply let us know your preferred dates and departure airport, and we'll provide you with a range of airlines, timings, and fares to choose from.

Transfers to and from the airport are included on the first and last days of your tour. All our group tours in Israel start and end at Ben Gurion airport in Tel Aviv (TLV), while private and tailor-made tours may start at either Tel Aviv or Eilat.

Occasionally, we offer flight-inclusive packages from selected airports. Where these packages appear on our website, the prices are accurate at the time of quoting but may be subject to availability. Prices will be reconfirmed when you make your booking, and we will provide you with flight details, including timings and the airline, before your tickets are issued.

Flight-inclusive prices are based on the cheapest available Economy ticket, which is generally non-refundable and non-changeable, unless the flight is cancelled due to reasons such as Covid-19, in which case the airlines tend to offer more flexibility. More flexible ticket options, along with Premium Economy and Business Class tickets, are available upon request for an additional fee. Any changes to flight-inclusive bookings will be governed by the rules of the airline's ticket.

Flight CO2 Emissions:

Flying is a fantastic way to explore the world, but it also contributes to carbon dioxide (CO2) emissions that affect the environment. When you choose your flight, we encourage you to consider the airline's CO2 emissions to help reduce your environmental impact.

When selecting your international flights, we recommend taking the flight's CO2 emissions into account. Some airlines and flight search platforms (such as Google Flights or Skyscanner) provide this information, allowing you to compare your options and make a more informed decision. Many airlines are working towards more sustainable practices, so by opting for a greener choice, you can make a positive impact while still enjoying your remarkable journey.

7. Tipping

Tipping is a common practice in Israel, serving as a way to show gratitude for services received. As such, you may want to tip your guide and driver at the conclusion of your tour. There's no obligation to give a specific amount; it should align with your personal budget. However, we are frequently asked for guidance on this, and would recommend approximately GBP 5 / USD 8 per person per day as a reasonable amount.

8. Health and Vaccinations

Make sure you have comprehensive insurance that covers medical emergencies, including emergency evacuation and repatriation.

For the latest health advice and vaccination requirements for Israel and the Occupied Palestinian Territories, it's best to consult your GP, medical practitioner, or a travel clinic. You can also find useful information here:

www.fitfortravel.nhs.uk/destinations/middle-east/israel.aspx

Common vaccinations recommended for Israel are Tetanus, Typhoid, Polio, and Hepatitis A.

9. Passports & Visas - Israel & OPT

Passports must remain valid for at least six months beyond your scheduled departure from the country. Avoid carrying passports that are nearly full or about to expire. It is the traveller's responsibility to handle visa arrangements, and requirements may change based on local regulations.

Starting from 1st January 2025, all travellers to Israel must have a pre-approved visa or ETA-IL. Many nationals, including those from the UK, EU, USA, Canada, Australia, New Zealand, and South Africa, do not need a visa for stays of less than three months. However, an ETA-IL approval is mandatory even for those exempt from requiring a visa. Travellers from other countries should consult their local consulate.

From 1st January 2025 onwards, all travellers to Israel must apply for ETA-IL approval online at <https://israel-entry.piba.gov.il/visa-option/>. A fee of 25 shekels (approximately GBP 5 or USD 7) will be charged during the application process. If you are travelling before January 2025, ETA-IL approval is not required.

Many of our tours to Israel also visit the Occupied Palestinian Territories (OPT). No special visas are necessary, but please be aware that checkpoints and border posts are managed by Israeli authorities, and access may occasionally be restricted or limited.

10. Time

The time zones for Egypt, Jordan, Israel, and Lebanon are GMT plus 2 hours, while the UAE operates on GMT plus 3 hours. Daylight saving time has been used intermittently over the years, though the situation can change. As of now, it seems there will be no daylight saving time adjustments in Egypt after 2016, but this could change unexpectedly, affecting flight schedules and timings. In Jordan and Israel, daylight saving is typically observed from late March to late October, shifting the time to GMT plus 3 hours. However, the specific dates for these changes can vary annually, and occasionally, the adjustments might be cancelled altogether.

11. Money - Israel

The currency used in Israel and the Occupied Palestinian Territories is the Israeli Shekel (ILS). There's no need to bring Shekels with you, as currency exchange services are available at international airports, most hotels, banks, and exchange offices in major cities. It's a good idea to carry small denominations of notes or coins during your trip, as these will come in handy for items such as toilets, tips, and minor purchases. ATMs are widespread in larger towns, and many local stores accept VISA, Mastercard, or American Express, although they may apply fees of up to 10%, so it's wise to check beforehand. Traveller's cheques are no longer widely accepted and can incur high fees.

While visiting Israel and the Occupied Palestinian Territories, you will need enough funds for meals not included in your itinerary, drinks, snacks, souvenirs, and other personal expenses such as laundry. These should generally be paid in local currency, though tips for guides and drivers may be given in foreign currencies (GBP, USD, EUR).

It's hard to suggest an exact amount of spending money as it varies depending on individual preferences, but as a general guide, we recommend budgeting around USD 25-35 per person per day. You may need more if you plan on shopping extensively or purchasing a lot of alcoholic drinks.

12. What to take

Luggage: Suitcases, rucksacks, or fabric holdalls are all acceptable to bring with you to Israel and Jordan. Additionally, it's a good idea to bring a small daypack or bag for daily use. Your main luggage will typically be stored in the hotel during sightseeing trips, so you won't need to carry it around much. Hotels generally provide porters to assist with luggage when needed.

Luggage Limits: There is no specific luggage limit for this tour. However, most airlines typically allow between 20kg and 25kg for checked luggage and between 5kg and 10kg for hand luggage. It's best to check your airline's

luggage policy before heading to the airport.

Clothing: The climate in Israel and Jordan can vary greatly, ranging from hot summer days to cooler and sometimes wet winter months. Nights, especially in the deserts, can be quite chilly. Therefore, you should pack for cooler conditions. Formal attire (such as suits and ties) is not necessary. Modesty is highly valued in Jordan and some parts of Israel, especially for women, so please wear loose-fitting, non-revealing clothing to respect local customs. While shorts (not hot pants) and T-shirts are acceptable at tourist sites, avoid showing too much bare skin (it's best to keep your shoulders covered). When visiting mosques, legs and arms should be covered.

Other Items: Bedding is provided at the Bedouin camp, but we suggest bringing a light sleeping sheet or sleeping bag liner for added comfort throughout the year (sand tends to get everywhere). In winter or if you prefer to sleep under the stars instead of in your tent, consider bringing a sleeping bag as it can get very cold at night. Other recommended items include a sun hat, sunscreen, sunglasses, a basic first aid kit, toiletries, a money belt, a small torch, a camera, and a charger.

13. Passports and Visas - Jordan

Passports should be valid for at least six months after your departure from the country. Please do not bring an almost full or almost expired passport. Visa arrangements are the responsibility of the traveller, and requirements are subject to change by the local authorities.

To promote tourism to the country, the Jordanian government has designed the **Jordan Pass**. This provides adults of most nationalities with a free single entry Jordan visa (for stays of 3 nights or more), a discounted package of entrance fees, and free digital brochures for the various sites in Jordan. Please check the Jordan Pass tour note for more information.

Please note that whilst the Jordan Pass is recommended for the vast majority of our Jordan Tours where entrance fees are not included, this is not recommended for our Petra & the Bedouin Trail tour as entrance fees to Petra and Wadi Rum are already included in the cost of this tour.

Double or multi entry visas for Jordan are no longer available and you will need to arrange two visas if you are doing a combination tour (eg. with Egypt and/or Israel) that visits Jordan more than once. Exceptions may occur if you are crossing to and from Israel via the King Hussein Bridge - please contact us for details.

If you wish to arrange your visa separately in advance, or if your stay will be shorter than four days/3 nights, then a visa fee of 40JD (approx. USD 57) will be due.

Families with children under 12 are recommended not to purchase the Jordan Pass for the children as entrance fees are not charged in Jordan for children under 12. Instead, the adults should purchase a Jordan Pass and we will arrange a free visa for the children which you will receive when we meet you on arrival into Amman airport.

Other nationalities may require a visa prior to arrival and to obtain this in advance, please contact your local Jordanian embassy or consulate or a visa agency for details. In addition, if you plan to enter Jordan via the southern Wadi Araba crossing (Eilat-Aqaba) or the Allenby Bridge/King Hussein border with Israel in the north, you will need to obtain your Jordan visa in advance as these are not available on arrival at the border.

14. Group Sizes/Tour Leaders/Guides

We are dedicated to offering small group tours, as we believe this provides the best opportunity for everyone to connect with fellow travellers and fully engage with their guide. There's little value in having exceptional guides if you're struggling to see or hear them over a crowd of 30-40 people! That's why we'll never place you on a 50-seater coach with 49 other passengers and a single guide. Instead, our Jordan group departures are limited to a maximum of 18 travellers.

In Jordan, all of our sightseeing tours are led by fully trained, local English-speaking guides. Additionally, our local representatives in each town and city along the route are available to assist, ensuring all practical arrangements

are taken care of for the tour.

At Egypt Uncovered, we exclusively employ local Jordanian guides and representatives, as we believe this enhances your experience of both the country and the sights you are visiting. For more details and profiles of some of our most renowned local guides, please visit our website.

For groups of up to five, we provide an escort driver along with specialist local guides at Jerash and Petra. For groups of six or more, an escort guide will accompany the group throughout the tour.

15. Money - Jordan

The currency used in Jordan is the Jordanian Dinar (JD). There is no need to bring Jordanian Dinars with you as you can easily exchange currency at international airports, hotels, banks, and currency exchange offices in major cities. It is advisable to carry small denominations of notes or coins for things like using public restrooms, tipping, and small purchases. ATMs are widely available in large towns, and many local shops accept VISA, Mastercard, or Amex, although they may charge a fee of up to 10%, so it's wise to confirm this before making a payment. Traveller's cheques are no longer widely accepted and can come with high exchange fees.

During your time in Jordan, you will need to cover costs such as meals not included in the itinerary, drinks, snacks, souvenirs, and personal expenses like laundry. These are typically paid for in Jordanian Dinar, but tips for guides and drivers can be given in foreign currency such as GBP, USD, or EUR.

It's hard to give a precise figure for personal spending, as this depends on individual preferences, but as a rough guide, we recommend budgeting USD 15-25 per person per day. If you plan on shopping extensively or purchasing alcoholic drinks frequently, it's advisable to set aside more.

16. Voltage - Jordan

The sockets are two-pronged and provide 220 volts. Universal adapters can usually be found in most airport shops if you don't already have one. Standard European adapters will fit, though they may feel slightly loose in the sockets. All hotel rooms are equipped with electrical sockets, so you can charge cameras, phones, and other devices. Hairdryers are generally available upon request at hotel receptions, if they aren't already provided in your room. If you're bringing US appliances, you'll need both a voltage converter and a plug adapter.

17. Jordan info

Jordan info

18. Entrance fees & Jordan Pass

The price of the majority of our Jordan tours does not include entrance fees to the sites visited on the tour (this excludes our Petra and Bedouin Trail Tour where entrance fees are included in the tour price and the Jordan Pass is not recommended):

We strongly recommend that you purchase a **Jordan Pass** prior to your travel to Jordan. This is a special package that has been designed by the Jordanian Ministry of Tourism and Antiquities for tourists visiting Jordan. As well as including a discounted package of entrance fees covering all the sites in Jordan that you will visit on this tour (plus many others), the Jordan Pass also provides free downloadable digital brochures on each attraction, plus a free tourist visa for entering the country (40JD if obtained on arrival in Jordan). It also allows us to speed up our entry to each site as if everyone has the Jordan Pass we won't need to queue for tickets.

A handful of sites that we visit on our tours are not covered by the Jordan Pass (eg. Mt. Nebo, St. George's Church at Madaba, and the Shawmuri & Azraq Reserves), so to keep things simple for you while you are in Jordan, where these are visited in our itineraries, the entry fees are included in your tour price. If you visit any

other sites not covered by the Jordan Pass during your free time or on additional tours you arrange while in Jordan, you will need to pay the entrance fee at the site.

The cost for the **Jordan Wanderer Pass** which is suitable for all our tours which visit Petra on one day is JD70 (approx. US\$99). You should also check if your tour visits the Baptism Site at Bethany and if it does, add on the supplement for this site (an extra JD8, discounted from the JD12 payable at the site). Passes are available by completing a simple online form before you travel, taking care to make sure your passport details are entered correctly as this doubles as your visa application. Your Jordan Pass will then be emailed to you as a pdf document, which you should print out and bring with you. You will then need to show this print out at the immigration desk on arrival in Jordan to obtain your free entry visa, and also at each attraction where it will be scanned to confirm your entry. [Obtain your Jordan Pass here](#)

If you do not obtain the Jordan Pass before arriving in Jordan, you will need to pay the entry fees when you arrive at each site and also pay JD40 for your Jordan visa when you enter the country (or arrange your visa in advance).

More information about the Jordan Pass.

19. Entrance Fees

The tour price covers entrance fees for all tourist attractions listed in the itinerary. Any visits to sites not included in the itinerary will require you to pay the entrance fees separately.

20. Airport Transfers

This tour includes a meet-and-greet service and airport transfer on the first day. Our representative will be waiting with an Egypt Uncovered signboard or your name clearly displayed for easy identification. If you are unable to locate our representative, emergency contact numbers will be provided on your tour confirmation voucher.

A transfer to the airport is also included at the end of the tour. Please review the tour itinerary and your flight times carefully. Most international flights departing from Khartoum are scheduled in the early hours of the morning. If you have upgraded to a 4 or 5-star hotel in Khartoum, only a day-use room is typically included for your final day. A full night's stay is provided at the standard 3-star hotel. If you require a full night's accommodation in an upgraded hotel, an additional charge may apply.

Refunds are not available for missed transfers or parts of your trip due to incorrect flight details or delayed arrivals. Any additional expenses incurred to join the group will be your responsibility.

If your flights are scheduled to arrive before the tour starts or depart after the tour ends, we can arrange extra accommodation and airport transfers. We will strive to book these at the same hotel as the main tour, subject to availability (upgraded hotels can also be arranged upon request). Please note that if you do not book additional accommodation through us, arrival and departure transfer services will not be included, and you will need to organise your own transport.

Arrival Procedure

Be prepared for potential delays at immigration, especially if you are obtaining a "visa on arrival" (refer to the Passports and Visas section). After passport control, proceed to baggage reclaim, where further waiting times are common. Once you collect your luggage, you will need to show your baggage receipts (typically attached to your boarding pass), and your bags may be manually inspected by airport staff. This is standard procedure to ensure no prohibited items, such as alcohol or inappropriate materials, are brought into Sudan. Be aware that some magazines with certain images might also be considered inappropriate and could be confiscated without return.

After completing these formalities, you will find our representative waiting just outside the glass doors with an Egypt Uncovered signboard or your name clearly displayed.

[original](#)

[jarred](#)

[correct](#)

Printed on: Thursday 30th of April 2026

Note: Please [download an up-to-date copy](#) of these tour notes shortly before you travel as itineraries and information does change from time to time.
